

POP-UP PLUG AND WASTE



Pop-up plug and waste for basins

ORDER CODE Usage note: Pop-up wastes have a choice of base material, depending on the use. The PVC base is for general use. The metal base (chrome or black) is designed for use with a bottle trap.

BUTTON CAP, CHROME

191825 Button waste, chrome, PVC base Old code: SVA-050
191826 Button waste, chrome, chrome base Old code: SVA-050-B

DOME CAP, CHROME

191827 Dome waste, chrome, PVC base Old code: SVA-051
191828 Dome waste, chrome, chrome base Old code: SVA-051-B

DOME CAP, WHITE GLOSS CERAMIC

191829 Dome waste, white, PVC base Old code: SVA-052
191830 Dome waste, white, chrome base Old code: SVA-052-B

DOME CAP, BLACK MATTE

191831 Dome waste, black, PVC base Old code: SVA-053
191832 Dome waste, black, chrome base Old code: SVA-053-B
191833 Dome waste, black, black base Old code: SVA-054

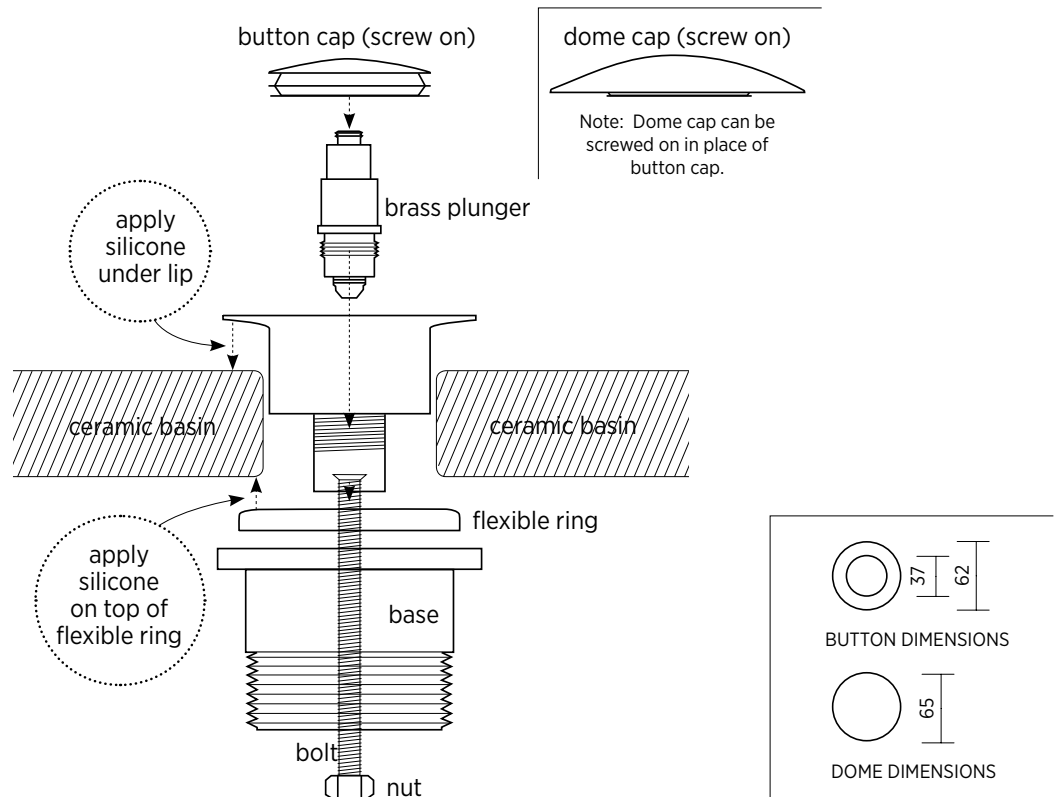
WASTE OUTLET Suits 32 and 40 mm waste holes, suits overflow and non-overflow.

FIXING Must be fitted by a licensed plumber. Warranty does not cover any fault caused by installation or part installation by an unlicensed person.

Refer to the diagram below for installation guidelines.

MATERIALS As specified above for each style. PVC base where specified. Chrome base is chrome plated solid brass. Black base is black coated solid brass.

CLEANING Clean with soapy water. Do not use corrosive or abrasive cleaners.



SEIMA

bathroom | kitchen | laundry

Please note

- All measurements are in millimetres.
- Use silicone sealant. DO NOT USE EPOXY TYPE ADHESIVES.
- Specifications may vary without notice as part of our continuous improvement practices.
- Clean with a damp cloth. Do not use abrasive cleaners, liquids or pastes.

BOTTLE TRAP



Round chrome wall exit

Round black wall exit

Square chrome wall exit



Round chrome floor exit

Round black floor exit

Square chrome floor exit

Bottle trap, round and square

- Designed for use with wall basins and installations with exposed plumbing
- Suits 32 and 40 mm waste holes

ORDER CODE ROUND CHROME

- 191834 Round chrome bottle trap, wall exit Old code: SVA-100-00
- 191835 Round chrome bottle trap, floor exit Old code: VA-100-01

ROUND BLACK MATTE

- 191836 Round black bottle trap, wall exit Old code: SVA-101-00
- 191837 Round black bottle trap, floor exit Old code: SVA-101-01

SQUARE CHROME

- 191836 Square chrome bottle trap, wall exit Old code: SVA-101-00
- 191837 Square chrome bottle trap, floor exit Old code: SVA-101-01

WASTE

Suits 32 or 40 mm wastes. Use 32/40mm adaptor supplied for connection to a 32 or 40 mm plug and waste.

FIXING

Must be fitted by a licensed plumber. Warranty does not cover any fault caused by installation or part installation by an unlicensed person. Ensure all o-rings are lubricated with silicone based lubricant.

Fit connection pipe to plug and washer. Adjust trap height (trim connection pipe as required) to line up with wall outlet pipe and ensure there is a minimum 1.5 degree fall in the outlet pipe when installed.

Measure and trim outlet pipe, ensuring there is adequate allowance for pipe and rubber seal to fit into DWV female socket.

Fit rubber seal over outlet pipe and fit into 40mm DWV female socket.

Fit protective cover over outlet pipe prior to final connection to plumbing.

Firmly tighten all joints. Do not over-tighten. Test for leaks.

CLEANING

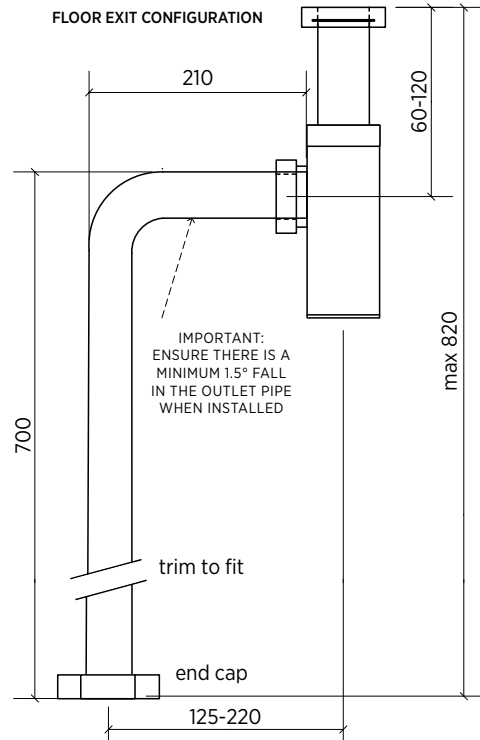
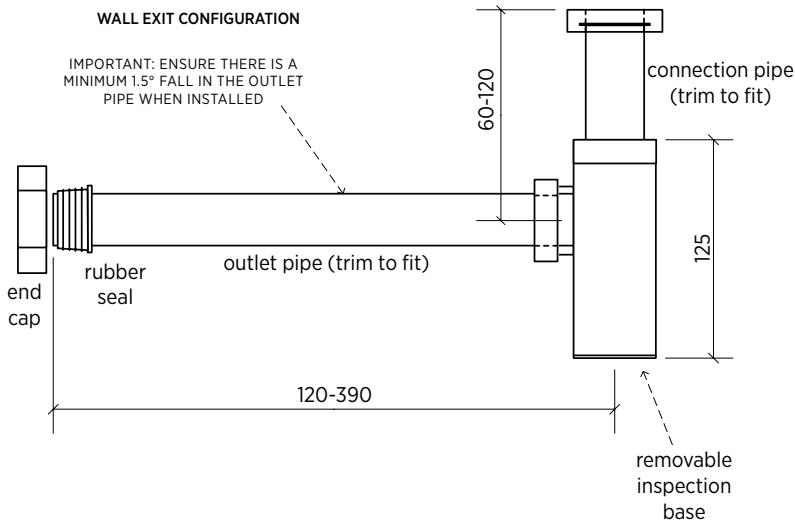
Clean with soapy water. Do not use corrosive or abrasive cleaners.

MATERIAL

Brass alloy

APPROVALS

Watermark AS1589, Certificate number 23010



SEIMA

bathroom | kitchen | laundry

Please note

- All measurements are in millimetres.
- Use silicone sealant. DO NOT USE EPOXY TYPE ADHESIVES.
- Specifications may vary without notice as part of our continuous improvement practices.
- Clean with a damp cloth. Do not use abrasive cleaners, liquids or pastes.