

KUBIC 750 EXTRA DEEP

70 LITRE STAINLESS STEEL SINK



Sleek utility sink with extra-deep bowl and tap platform. Square lines, architectural aesthetic.

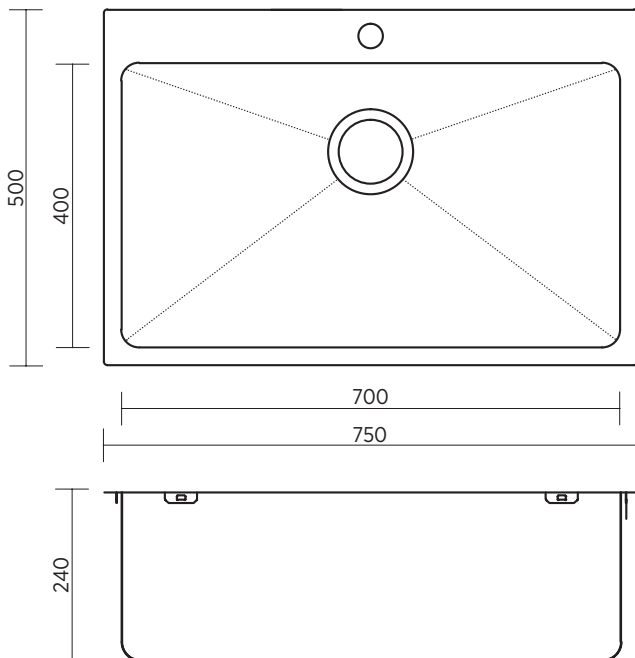
The simplicity, square lines and sleek satin finish of the Kubic series create a soft architectural aesthetic to complement contemporary and classic design influences.

Kubic Deep sinks are perfect for your outdoor kitchen, pantry and designer laundry.

- Square lines and silk finish
- Square corners, flat rim (sits flat on benchtop)
- Large built-in tap platform
- 1.0 mm thick premium 304 grade stainless steel
- Extra-deep bowls - 240 mm
- Easy to clean corners
- Optional overflow, located at front of sink
- Sound deadening
- Designer basket wastes


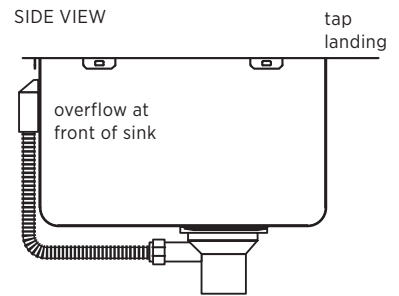
SUMMARY	Single bowl		
ORDER CODE	191660	Kubic 750, 1 taphole	old code: SKS-KL750-IT
	191661	Kubic 750, no taphole	old code: SKS-KL750-OT
	191662	Kubic 750, 1 taphole, with overflow kit	old code: SKS-KL-750-OF
	191879	Kubic 750, no taphole, with overflow kit	

WASTE	Includes basket waste
OVERFLOW	Optional overflow, located at front of sink opposite tap landing
BOWL SIZE	700 x 400 mm, 240 mm deep
CAPACITY	70 litres
ACCESSORIES	A variety of accessories is available.



OPTIONAL OVERFLOW

Overflow located at front of sink, opposite tap landing.



SEIMA

bathroom | kitchen | laundry

seima.com.au

Please note

- All measurements are in millimetres.
- Always use the actual product to verify cutout.
- Use silicone sealant. DO NOT USE EPOXY TYPE ADHESIVES.
- Specifications may vary without notice as part of our continuous improvement practices.

kubic-750-ds | v 5.0